


HIGH FREQUENCY CURRENT SENSING TRANSFORMER

FACTE4.2B SERIES



ELECTRICAL SPECIFICATION

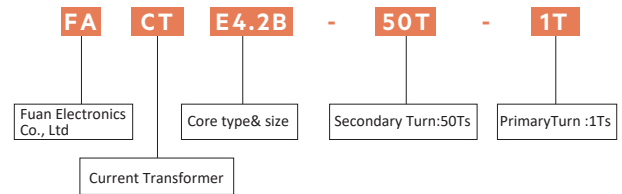
- Primary current of 9 A causes less than 40°C temperature rise from 25°C ambient. Higher current causes a greater temperature rise
- Operating temperature: -40°C to +125°C
- Storage temperature Component: -40°C to +165°C
- Inductance measured between secondary pins at 100kHz, 0.1 Vrms, 0 Adc
- Inductance measured at OAdc on HP 4284A LCR Meter or equivalent
- DCR measured on Chroma 16502 microohmmeter or equivalent
- Electrical specifications at 25°C

FEATURES

- Very low DC resistance
- Different turns ratios
- Very small package
- RoHS compatible
- 500Vrms, one minute isolation (hipot) between windings
- Sensed Current - primary rated for 20 Amps

APPLICATIONS

- Switching power supplies
- feedback control
- overload sensing
- Load drop/shut down detection



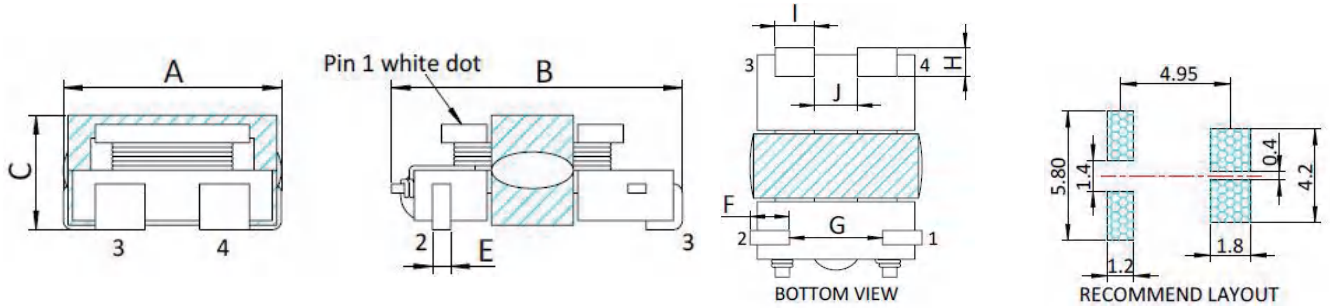
ELECTRICAL CHARACTERISTICS FORM

Part Number	Turns ratio sec:pri	Secondary Inductance @100KHZ0.1V (mH)MIN	DCR(Ω)		Sensed Current(A) (Max)
			Sec Max	Pri Ref	
FACTE4.2B-20T-1T	20:1	0.053	0.42	0.0015	9
FACTE4.2B-50T-1T	50:1	0.333	2.76	0.0015	9
FACTE4.2B-70T-1T	70:1	0.652	5.04	0.0015	9
FACTE4.2B-100T-1T	100:1	1.330	10.68	0.0015	9
FACTE4.2B-150T-1T	150:1	2.993	22.30	0.0015	9

Product datasheet

ELECTRICAL INFORMATION

Dimension in mm



Item	A MAX.	B MAX.	C MAX.
FACTE4.2B	5.40	7.20	3.00

Item	E	F	G	H	I	J
FACTE4.2B	0.4	1.2	2.6	1.2	1.1	1.2

CURRENT VS TEMPERATURE RISE

